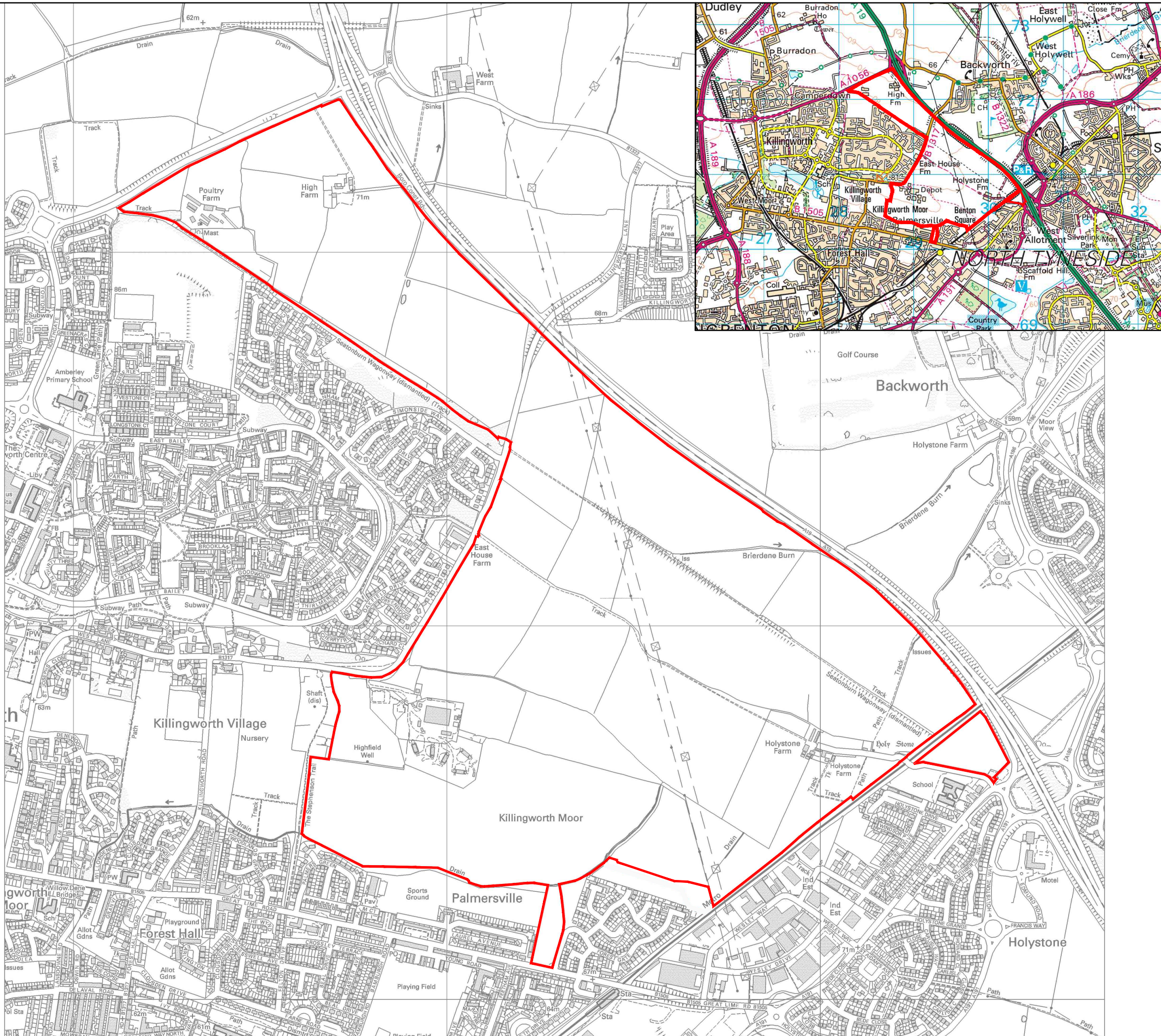


Appendix A Drawings



GENERAL NOTES

Do not scale from this drawing. Work from figured dimensions only. All dimensions are in millimetres u.n.o.

No deviation from the details shown on this drawing will be allowed without prior permission in writing.

All drawings are to be read in conjunction with all architects, engineers and specialist drawings and details.

Rev	Date	Revision	By	Checked	Authorised

Client:
NORTH TYNESIDE COUNCIL

Project:
KILLINGWORTH MOOR

Title:
PHASE 1 DESK STUDY

SITE LAYOUT & LOCATION PLAN

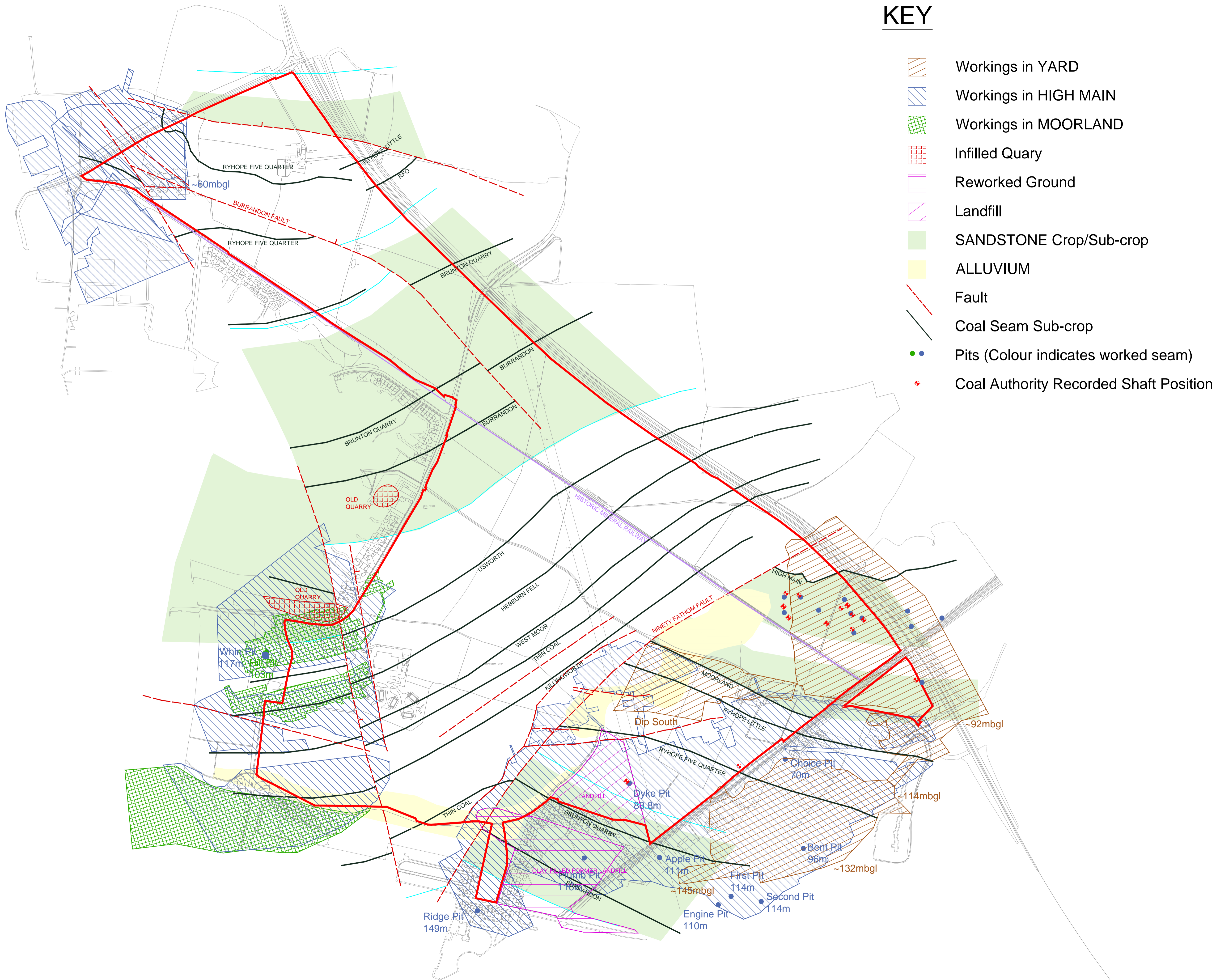
CAPITA
Property and Infrastructure, Engineering

MANCHESTER
Clemece House, 9 Mellor Road
Cheadle Hulme, Cheshire, SK8 5AT
Tel: (+44) 0161 486 1521
www.capitaproperty.co.uk

Offices also at:
Bristol Redditch Berkhamsted
London Sheffield Southampton
Watford Glasgow

Special Projects: Cheadle Hulme

Drawn at MANCHESTER	Scale @ A3 1:10,000	Date July '15
Drawn EY	Checked JLA	Authorised JLA
Project No.: CS082259	Drawing No.: KM-01	Revision: -



GENERAL NOTES

Do not scale from this drawing. Work from figured dimensions only. All dimensions are in millimetres u.n.o.
 No deviation from the details shown on this drawing will be allowed without prior permission in writing.
 All drawings are to be read in conjunction with all architects, engineers and specialist drawings and details.

SAFETY, HEALTH AND ENVIRONMENTAL INFORMATION

IN ADDITION TO THE HAZARDS/RISKS NORMALLY ASSOCIATED WITH THE TYPES OF WORK DETAILED ON THIS DRAWING, NOTE THE FOLLOWING

CONSTRUCTION

MAINTENANCE / CLEANING

DECOMMISSIONING / DEMOLITION

IT IS ASSUMED THAT ALL WORKS WILL BE CARRIED OUT BY A COMPETENT CONTRACTOR WORKING, WHERE APPROPRIATE, TO AN APPROVED METHOD STATEMENT

Rev.	Date	Revision	By	Checked	Authorised

Client: **NORTH TYNESIDE COUNCIL**

Project: **KILLINGWORTH MOOR**

Title: **PHASE 1 DESK STUDY**

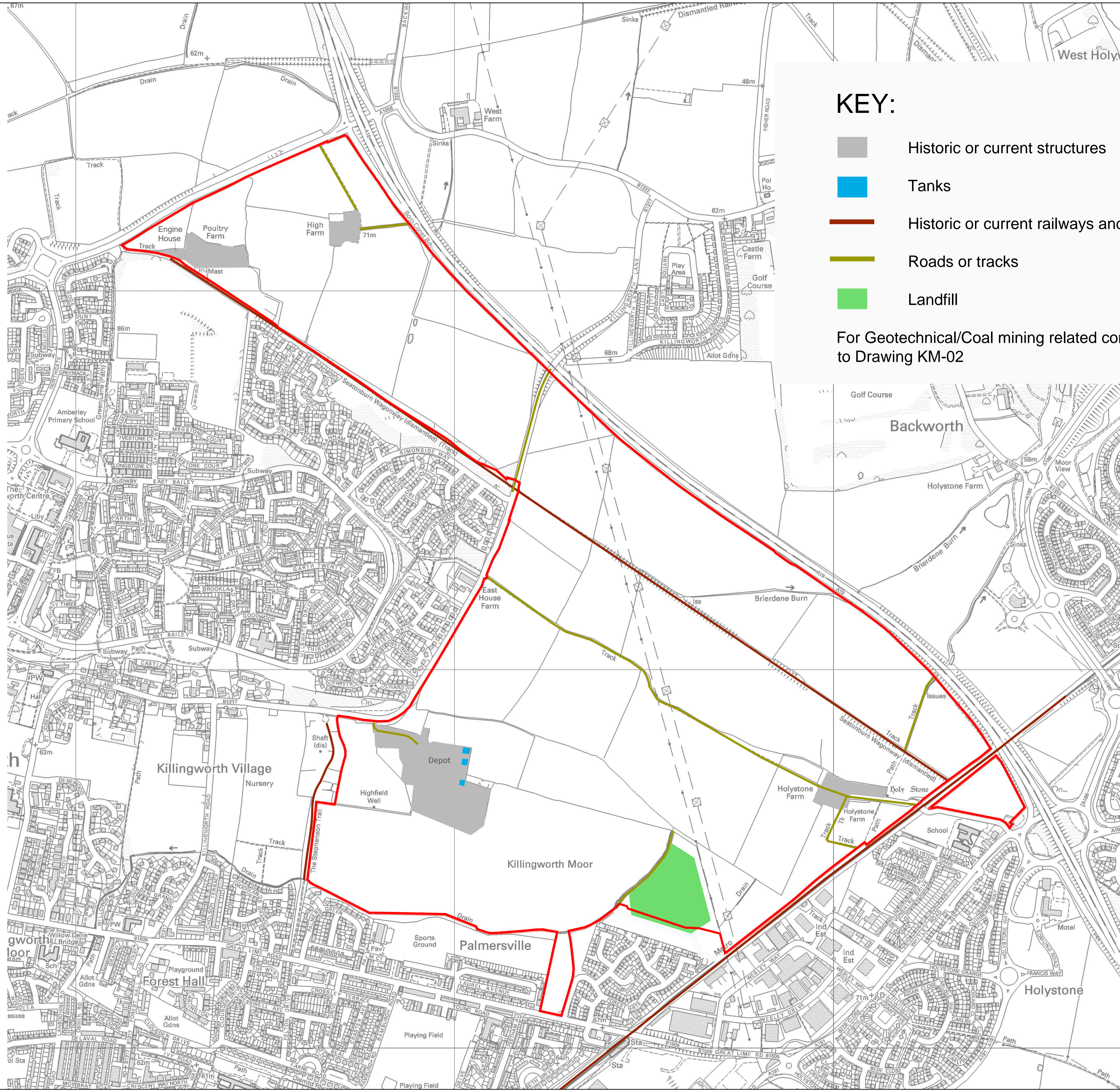
GEOTECHNICAL HAZARDS CONSTRAINTS PLAN

CAPITA
 Property and Infrastructure, Engineering
MANCHESTER
 Clemeace House, 9 Mellor Road
 Cheadle Hulme, Cheshire, SK8 5AT
 Tel: (+44) 0161 486 1521
 www.capitaproperty.co.uk

Offices also at:
 Bristol Redditch Berkhamsed
 London Sheffield Southampton
 Walsford Glasgow
 Special Projects: Cheadle Hulme

Drawn at	Scale @ A1	Date
MANCHESTER	1:5,000	Jul '15
Drawn	Checked	Authorised
EY	JLA	JLA

Project No.:	Drawing No.:	Revision:
CS082259	KM-02	-



KEY:

- Historic or current structures
- Tanks
- Historic or current railways and wagonways
- Roads or tracks
- Landfill

For Geotechnical/Coal mining related constraints refer to Drawing KM-02

GENERAL NOTES

Do not scale from this drawing. Work from figured dimensions only. All dimensions are in millimetres u.n.o.
 No deviation from the details shown on this drawing will be allowed without prior permission in writing.
 All drawings are to be read in conjunction with all architects, engineers and specialist drawings and details.

SAFETY, HEALTH AND ENVIRONMENTAL INFORMATION

IN ADDITION TO THE HAZARDS/RISKS NORMALLY ASSOCIATED WITH THE TYPES OF WORK DETAILED ON THIS DRAWING, NOTE THE FOLLOWING

CONSTRUCTION

MAINTENANCE / CLEANING

DECOMMISSIONING / DEMOLITION

IT IS ASSUMED THAT ALL WORKS WILL BE CARRIED OUT BY A COMPETENT CONTRACTOR WORKING, WHERE APPROPRIATE, TO AN APPROVED METHOD STATEMENT

Rev.	Date	Revision	By	Checked	Authorised

Client: **NORTH TYNESIDE COUNCIL**

Project: **KILLINGWORTH MOOR**

Title: **PHASE 1 DESK STUDY**

GEO-ENVIRONMENTAL CONSTRAINTS PLAN

CAPITA
 Property and Infrastructure, Engineering
 MANCHESTER
 Clemece House, 9 Mellor Road
 Clemece Hulme, Cheshire, SK8 5AT
 Tel: (+44) 0161 486 1521
 www.capitaproperty.co.uk

Offices also at:
 Bristol Redditch Berkhamsted
 London Sheffield Southampton
 Watford Glasgow
 Special Projects: Cheadle Hulme

Drawn at MANCHESTER	Scale @ A1 1:5,000	Date July '15
Drawn by EY	Checked JLA	Authorised JLA

Project No.: CS082259	Drawing No.: KM-03	Revision: -
---------------------------------	------------------------------	----------------