

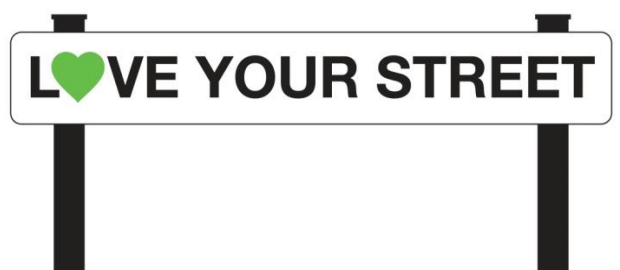


# Resource and advice pack



## Contents

- ♥ **What is ‘Love Your Street’?**
- ♥ **How can you get involved?**
- ♥ **Tips for organising your event**
- ♥ **Ideas for promoting your event**
- ♥ **Optional record sheet**
- ♥ **Sharing your results**
- ♥ **North Tyneside in Bloom**
- ♥ **Next steps**
- ♥ **Useful contacts**
- ♥ **Resources**
  - **A3 poster**
  - **‘Invitations’ for your neighbours**



## **What is 'Love Your Street'?**

'Love Your Street' is a North Tyneside-wide initiative inviting green-fingered residents, schools, businesses and community groups to show off their community pride.

It will encourage residents to take an active role in caring for their communities – as individuals by not dropping litter, or dog owners picking up after their pets; or working together to organise community activities such as litter picks.

North Tyneside Council collects over 10 tonnes of litter and plant hundreds of thousands of bulbs per year through projects such as the Big Spring Clean and Autumn campaign. Love Your Street brings these together under one year-round initiative, and invites residents to be a part of the work that keeps North Tyneside looking spick and span.

Together we will tackle issues with litter and dog fouling in our borough, ensuring that it remains a great place to live, work and visit.

## **How can you get involved?**

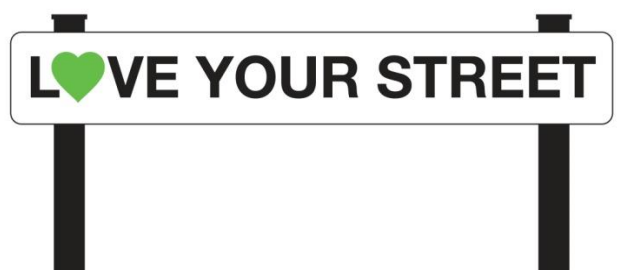
There are a number of ways you can get involved in Love Your Street.

It starts by focusing on the things you can do as an individual. Not dropping litter, picking up after your pets and looking after your own garden.

There are also a range of things you can do as a community, with other people in your street or area. These include:

- Litter picks
- Weeding
- Clearing or looking after open and green spaces
- Autumn leaf collections
- Helping elderly or vulnerable neighbours look after their gardens

You can come up with other activities, too, depending on what you and your neighbours can do in your street.



## How the council can help you

North Tyneside Council can help you with Love Your Street activities in by:

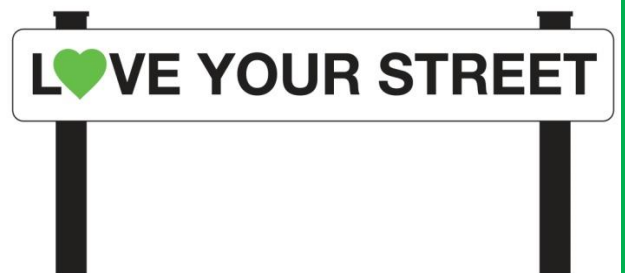
- Providing advice on how best to organise the event
- Loaning litter pickers
- Supplying refuse bags
- Collecting filled bags from your street

The council can also organise a visit from Waldo the Wonderdog, North Tyneside's environmental mascot.

Along with his furry friends, Waldo visits schools to run assemblies and litter picks - they have visited over 15,000 children since joining the council.

Waldo visits a number of streets in the borough, encouraging residents to lend a hand and telling them why taking part in a clean up can help to foster a sense of community and pride in the area where you live.

Contact us to invite Waldo to your Love Your Street event.



## Tips for organising your event

If you need supplies or support from North Tyneside Council, please contact us at (0191) 643 7275 or email [loveyourstreet@northtyneside.gov.uk](mailto:loveyourstreet@northtyneside.gov.uk) before your event.

### Before the event

Make sure you have a clear plan for your Love Your Street event and everyone knows what they need to do on the day.

Agree when and where you will meet.

Appoint a team leader or event organiser for the day who can coordinate the activities.

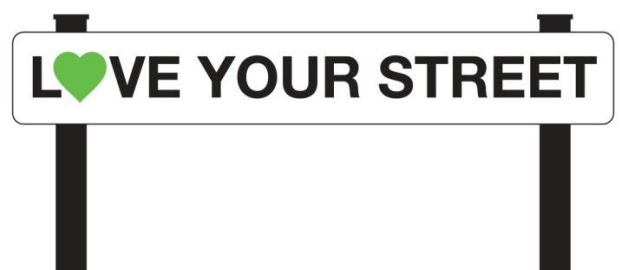
### On the day

General advice for the day includes:

- Check everyone suitable footwear/clothing and gloves
- Don't work alone - keep with your team
- Use litter pickers, not hands, to pick up litter
- Ensure you can see what you are picking up
- Do not touch your face, eyes or mouth whilst working
- Wash hands after litter picking
- Keep skin covered, especially any cuts
- Don't take any risks!

There is a script below for your team leader or event organiser to read out to your group before starting. This will ensure everyone understands how to keep themselves safe during the event.

There is also a record sheet that you can use to keep track of who is doing each activity.



**The group leader must read the following to the assembled group prior to beginning the activity:**

.....**is the group leader.**

**The area to be worked in is .....**

**The finish time is.....**

**Meet back at .....**

**(Where applicable – details of refreshments/toilet arrangements)**

**Please advise ..... of any items that you observe that may have the potential to cause harm, such as:**

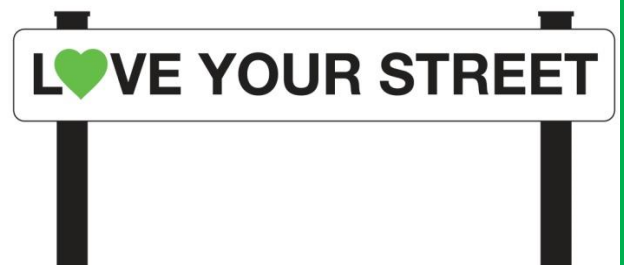
- Needles/syringes
- Heavy items
- Large bulky items
- Unidentified liquid in containers
- Hazardous waste/substances
- Broken glass and other items with sharp edges
- Condoms

Do not touch these items; the group leader will contact North Tyneside Council for advice or to arrange removal.

North Tyneside Council will not be responsible for any injuries or damage incurred during this event.

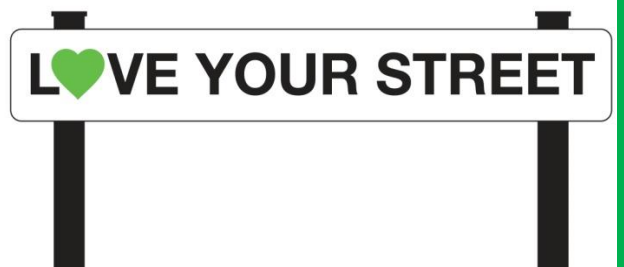
Look out where you are walking, don't take any risks and avoid slippery tracks or banks.

Look after yourself and others, and enjoy the event!



## Record sheet

	Who is taking responsibility (include their address and phone number/email)	Suggested date	Equipment needed	Tick when complete
Task 1: <i>(write in below)</i>				
Task 2:				
Task 3:				
Task 4:				
Task 5:				
Task 6:				
Task 7:				
Task 8:				
Task 9:				



## **Ideas for promoting your event**

You can download blank Love Your Street invitations and posters from the North Tyneside Council website.

They can be used to spread the word around your neighbourhood, with space for you to include your own dates, times and information on the event.

Posters can be put up in local shop and residential windows to make passersby aware of the upcoming Love Your Street event.

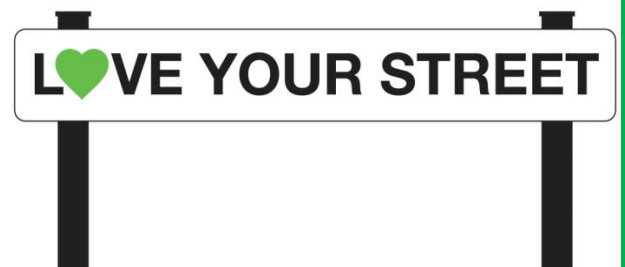
You can also share your activities with us via social media. All you have to do is organise an event and send details of it to either our Twitter or Facebook page and we'll retweet or share it with our followers.

You can find us on Facebook at

[Facebook.com/ntcouncilteam](https://www.facebook.com/ntcouncilteam)

Twitter - @NTCouncilteam

Instagram - @NTCouncilteam





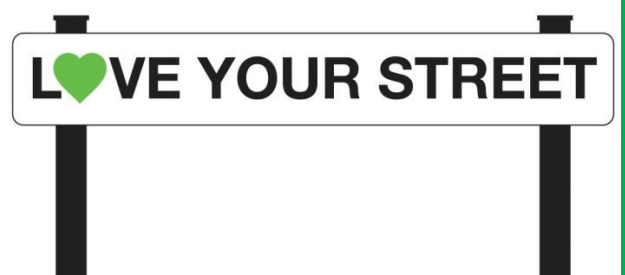
## Results

We'd love to hear about all the great work you've done. Please send your results to [loveyourstreet@northtyneside.gov.uk](mailto:loveyourstreet@northtyneside.gov.uk) or share them with us on social media.

Let us know

- How many adults took part?
- How many children took part?
- Which street(s) do they live in?
- What was done?
- What was the result? eg number of bags of litter, number of gardens tidied.

Take photos of the area before you begin and afterwards if possible.



## **Next steps**

Many residents and community groups are already doing some great work to look after their neighbourhoods. For advice on how to get involved with these groups or even set up one for your own area, contact North Tyneside VODA on (0191) 643 2626.

## **Useful contacts**

Love Your Street – [loveyourstreet@northtyneside.gov.uk](mailto:loveyourstreet@northtyneside.gov.uk)

North Tyneside Council Envirolink - 0345 2000 103

VODA - (0191) 643 2626

